











Product Label for the Schemes of NJ Mutual Fund, based on SEBI Master Circular number SEBI/HO/IMD/IMD-PoD-1/P/CIR/2024/90 dated 27th June 2024 and SEBI Circular number SEBI/HO/IMD/PoD1/CIR/P/2024/150 dated 05th November 2024

| Sr. No | Name and Type of Scheme | This product is suitable for investors who are seeking* | Revised Risk- o- meter | Benchmark Risk- o- meter |
|------------------------|---|--|---|---|
| Risk: Very High | | | | |
| 1 | NJ ELSS Tax Saver Scheme (An open ended equity linked saving scheme with a statutory lock in of 3 years and tax benefit) | <ul style="list-style-type: none"> - Capital appreciation & generating income over long term - Investment in a portfolio predominantly consisting of equity and equity related instruments |  <p>RISK - O - METER</p> <p>Investors understand that their principal will be at Very High Risk</p> |  <p>RISK - O - METER</p> <p>NIFTY 500 TRI: Very High Risk</p> |
| 2 | NJ Flexi Cap Fund (an open ended dynamic equity scheme investing across large cap, mid cap, small cap stocks) | <ul style="list-style-type: none"> - Long term capital appreciation - Investment predominantly in equity and equity related instruments |  <p>RISK - O - METER</p> <p>Investors understand that their principal will be at Very High Risk</p> |  <p>RISK - O - METER</p> <p>NIFTY 500 TRI: Very High Risk</p> |
| 3 | NJ Balanced Advantage Fund (An open ended Dynamic Asset Allocation Fund) | <ul style="list-style-type: none"> - Long term capital growth - Dynamic asset allocation between equity and specified debt securities |  <p>RISK - O - METER</p> <p>Investors understand that their principal will be at Very High Risk</p> |  <p>RISK - O - METER</p> <p>NIFTY 50 Hybrid Composite Debt 50:50 Index: High Risk</p> |

| Risk: Low | | | | | | | | | | | | | | | | | | | | | | | | | | | | |
|--|--|---|--|--|-----------------------------|--|--|--|---------------------------------------|--------------------------|--------------------|---------------------------|--------------------------|-----|--|--|---------------------|--|--|--|-----------------------------|--|--|--|--|--|--|--|
| 4 | <p>NJ Arbitrage Fund</p> <p>(An open ended scheme investing in arbitrage opportunities)</p> | <ul style="list-style-type: none">- To generate income by investing in arbitrage opportunities- Predominantly investing in arbitrage opportunities in the cash and derivatives segment of the equity market |  <p>RISK - O - METER</p> <p>Investors understand that their principal will be at Low Risk</p> |  <p>RISK - O - METER</p> <p>NIFTY 50 Arbitrage: Low Risk</p> | | | | | | | | | | | | | | | | | | | | | | | | |
| 5 | <p>NJ Overnight Fund</p> <p>(An open ended debt scheme investing in overnight securities with a relatively low interest rate risk and relatively low credit risk)</p> | <ul style="list-style-type: none">- An overnight fund that aims to generate optimal returns in line with overnight rates and high liquidity- To invest in debt and money market instruments with maturity of 1 day |  <p>RISK - O - METER</p> <p>Investors understand that their principal will be at Low Risk</p> |  <p>RISK - O - METER</p> <p>NIFTY 1D Rate Index: Low Risk</p> | | | | | | | | | | | | | | | | | | | | | | | | |
| <table><tr><th colspan="4">POTENTIAL RISK CLASS MATRIX</th></tr><tr><th>Credit Risk → Interest Rate Risk ↓</th><th>Relatively Low (Class A)</th><th>Moderate (Class B)</th><th>Relatively High (Class C)</th></tr><tr><td>Relatively Low (Class I)</td><td>A-1</td><td></td><td></td></tr><tr><td>Moderate (Class II)</td><td></td><td></td><td></td></tr><tr><td>Relatively High (Class III)</td><td></td><td></td><td></td></tr><tr><td colspan="4">A relatively low interest rate risk and relatively low credit risk</td></tr></table> | | | | | POTENTIAL RISK CLASS MATRIX | | | | Credit Risk → Interest Rate Risk ↓ | Relatively Low (Class A) | Moderate (Class B) | Relatively High (Class C) | Relatively Low (Class I) | A-1 | | | Moderate (Class II) | | | | Relatively High (Class III) | | | | A relatively low interest rate risk and relatively low credit risk | | | |
| POTENTIAL RISK CLASS MATRIX | | | | | | | | | | | | | | | | | | | | | | | | | | | | |
| Credit Risk → Interest Rate Risk ↓ | Relatively Low (Class A) | Moderate (Class B) | Relatively High (Class C) | | | | | | | | | | | | | | | | | | | | | | | | | |
| Relatively Low (Class I) | A-1 | | | | | | | | | | | | | | | | | | | | | | | | | | | |
| Moderate (Class II) | | | | | | | | | | | | | | | | | | | | | | | | | | | | |
| Relatively High (Class III) | | | | | | | | | | | | | | | | | | | | | | | | | | | | |
| A relatively low interest rate risk and relatively low credit risk | | | | | | | | | | | | | | | | | | | | | | | | | | | | |

***Investors should consult their financial advisers if in doubt about whether the product is suitable for them.**

The above Risk-o-meters are based on evaluation of the risk level of Scheme's portfolios as at April 30, 2025.

The applicable Risk-o-meters can be reviewed on a monthly basis and notice about changes, if any, shall be issued. All other details of the Product Label and all other terms and conditions of the aforesaid Schemes will remain unchanged.

MUTUAL FUND INVESTMENTS ARE SUBJECT TO MARKET RISKS, READ ALL SCHEME RELATED DOCUMENTS CAREFULLY.